

Bitupack

ASPHALT SPECIALITIES

2018 EDITION

The ready to use do-it-yourself bituminous paving material.



WHAT IS BITUPACK?

Bitupack is a 5–7mm bituminous cold mix that is suitable for small or temporary repairs to footpaths, access ramps, potholes, storage areas, site works. Also for restoration of gas, plumbing, waterline, phone and TV cable trenches.

Bitupack is ready to use in convenient 20kg bags and can be used by:

- Plumbers
- Councils
- Home handymen
- Tradesmen
- Statutory Authorities

COVERAGE

Density of Bitupack is 2.4 tonne/m³.
60kg of Bitupack will cover one square metre at 25mm thick.

IMMEDIATE USE

After compaction, Bitupack surfaces can be used immediately. A light covering of sand on the surface is recommended for this. Curing takes several weeks and is dependent on weather conditions.

CLEAN UP

Tools and clothing can be cleaned with kerosene or distillate.

SAFETY PRECAUTIONS

- Please read the installation guide and safety precautions on the package carefully before use.
- Place at ambient temperatures, no reheating is required.
- Ensure adequate ventilation is available. Gloves should be worn when handling Bitupack.
- For further information, refer to the Safety Data Sheet available from Boral Asphalt.

ASPHALT SPECIALITIES

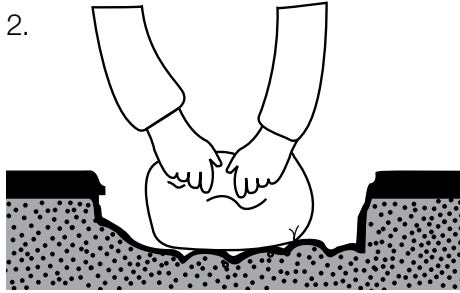
INSTALLATION GUIDE

1.



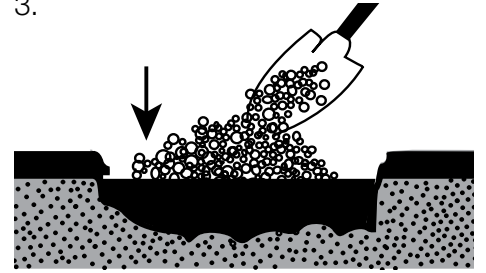
Ensure that the surface area is clean of all dirt, dust, grass, weeds, etc. (if necessary, use a weed killer to inhibit growth).

2.



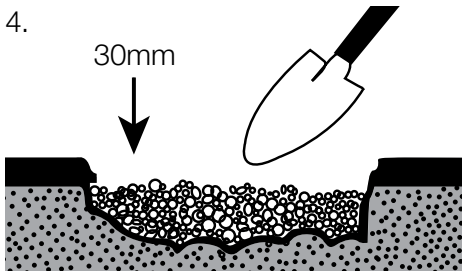
Thoroughly compact the base to provide a solid support. A crushed stone base should be considered.

3.



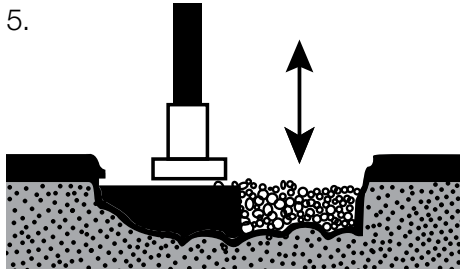
Spread the contents of the bag directly onto the one area. For larger areas, it is recommended that a light coat of emulsion be spread on the base and edges of the area to improve adhesion with the existing surfaces.

4.




Leave in the sun for few minutes to improve ease of spreading. Evenly spread the material over the area in layers not exceeding 30mm.

5.



Compact using a roller, plate compactor or hand tamper (Note: a 30mm layer will compact to approx. 25mm). For thickness greater than 25mm compacted it is recommended that two layers be placed. Bitupack is not recommended for use in thickness greater than 50mm.

6.



Bitupack surfaces can be used immediately after compaction. A light covering of sand is recommended prior to immediate use.

Boral website:

Visit the Boral website for the full range of Boral products: www.boral.com.au

Asphalt information:

For asphalt news and information visit: www.boral.com.au/asphalt

For asphalt locations around Australia go to: www.boral.com.au/locations

Contact us:

At Boral we are committed to excellence in service so for further information please contact:

NSW (02) 8801 2000
VIC 1300 132 964
QLD (07) 3268 8011
SA (08) 8425 0400
WA (08) 9451 6466

or visit www.boral.com.au/contact

SDS: A Safety Data Sheet is available on the Boral website or by contacting Boral Asphalt customer service.

Images in this brochure are only representative of Boral products and the appearance and effect that may be achieved by their use. Particular projects may require the use of specific construction techniques or products. Boral recommends obtaining technical advice prior to construction. Boral, the Boral logo, boral.com.au, Build something great are trade marks or registered trade marks of Boral Limited in Australia. Copyright Boral Construction Materials Limited ACN 000 614 826 – all rights reserved 2018. BCC 15478_1/18 BLA

